





PAVEMENT MARKING GENERAL NOTES

1. ALL MARKINGS SHALL BE THERMOPLASTIC PER THE PAVEMENT MARKING SCHEDULE.
2. TIE PROPOSED PAVEMENT MARKING LINES TO EXISTING PAVEMENT MARKING LINES.
3. REMOVE AND/OR REPLACE ANY CONFLICTING PAVEMENT MARKINGS AND MARKERS.
4. STOP BAR LOCATIONS AT UNSIGNALIZED INTERSECTIONS MAY BE ADJUSTED AS DIRECTED BY THE ENGINEER.

SIGN SCHEDULE

	R1-2	36" X 36"	QTY: 1
	R10-15	30" X 30"	QTY: 1
	W11-2	30" X 30"	QTY: 1
	W16-7P	24" X 12"	QTY: 1

PAVEMENT MARKING SCHEDULE

SYMBOL	DESCRIPTION	QUANTITY
THERMOPLASTIC (4" , 90 MILS)		
TA	WHITE EDGELINE	415 LF
TB	YELLOW CENTERLINE	155 LF
T8	2 FT. - 6 FT./SP WHITE MINISKIP	-
T9	2 FT. - 6 FT./SP YELLOW MINISKIP	75 LF
TC	10 FT. WHITE SKIP	-
TD	3 FT. - 9 FT./SP WHITE MINISKIP	-
TE	WHITE SOLID LANE LINE	71 LF
THERMOPLASTIC (8" , 90 MILS)		
T13	3 FT. - 9 FT./SP WHITE MINISKIP	-
TQ	WHITE CROSSWALK LINE	73 LF
TR	WHITE SOLID LANE LINE	65 LF
THERMOPLASTIC (24" , 90 MILS)		
T2	WHITE STOPBAR	84 LF
THERMOPLASTIC PAVEMENT MARKING SYMBOLS (90 MILS)		
UA	LEFT TURN ARROW	2 EA
UB	RIGHT TURN ARROW	-
UI	ALPHANUMERIC CHARACTER	-
UN	24" YIELD LINE TRIANGLE	4 EA

WB-40 TURN TEMPLATES

